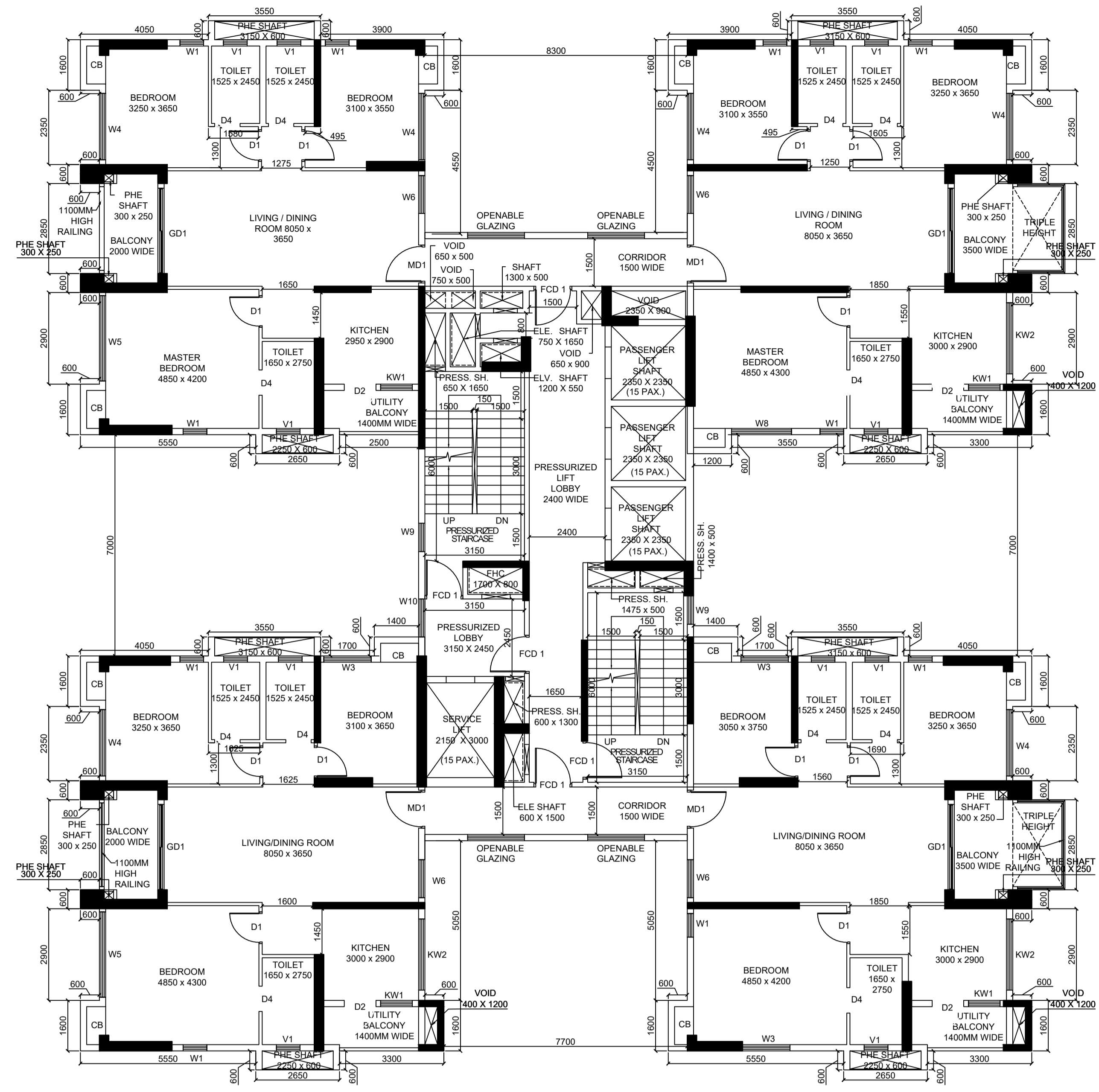
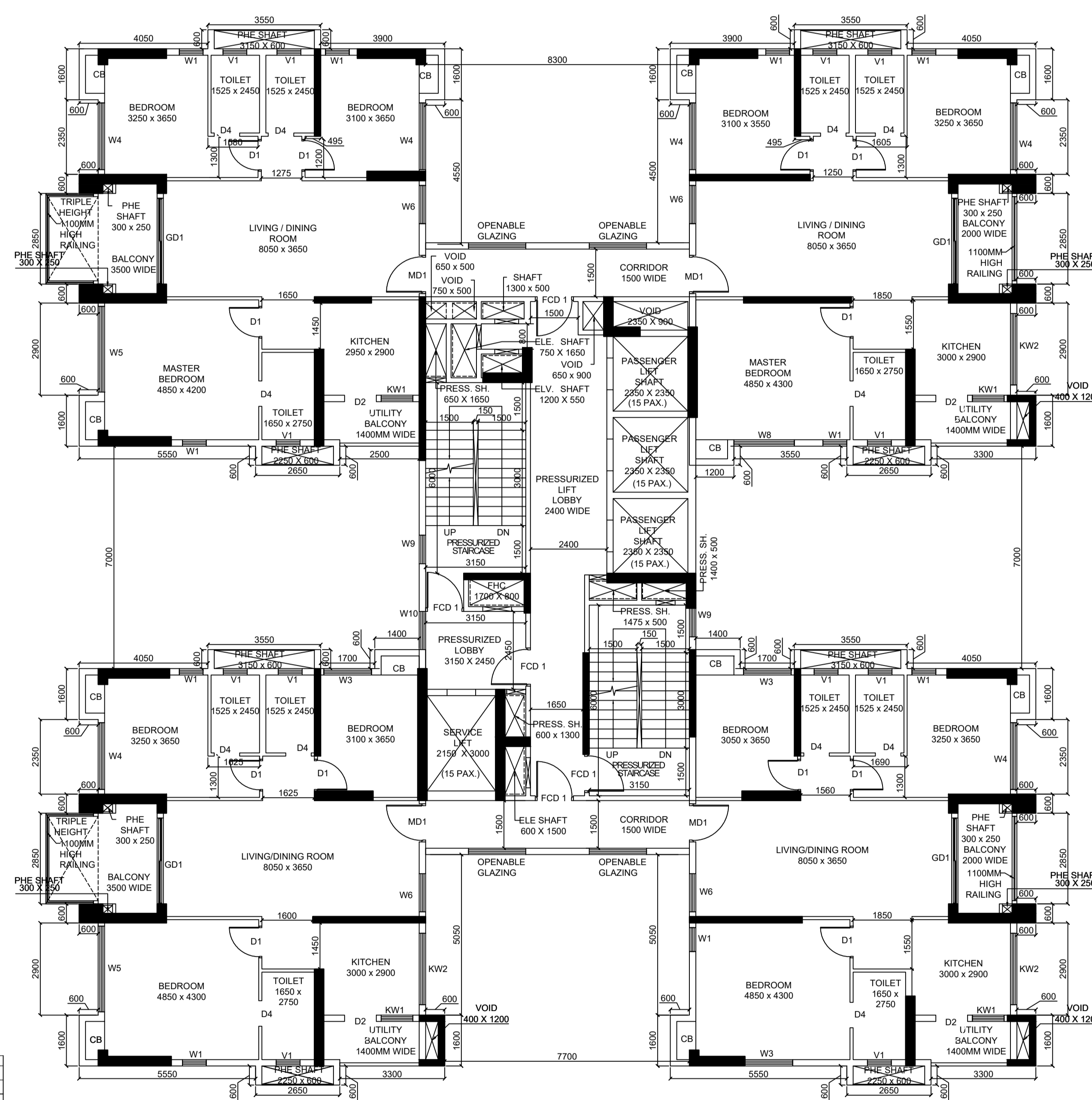


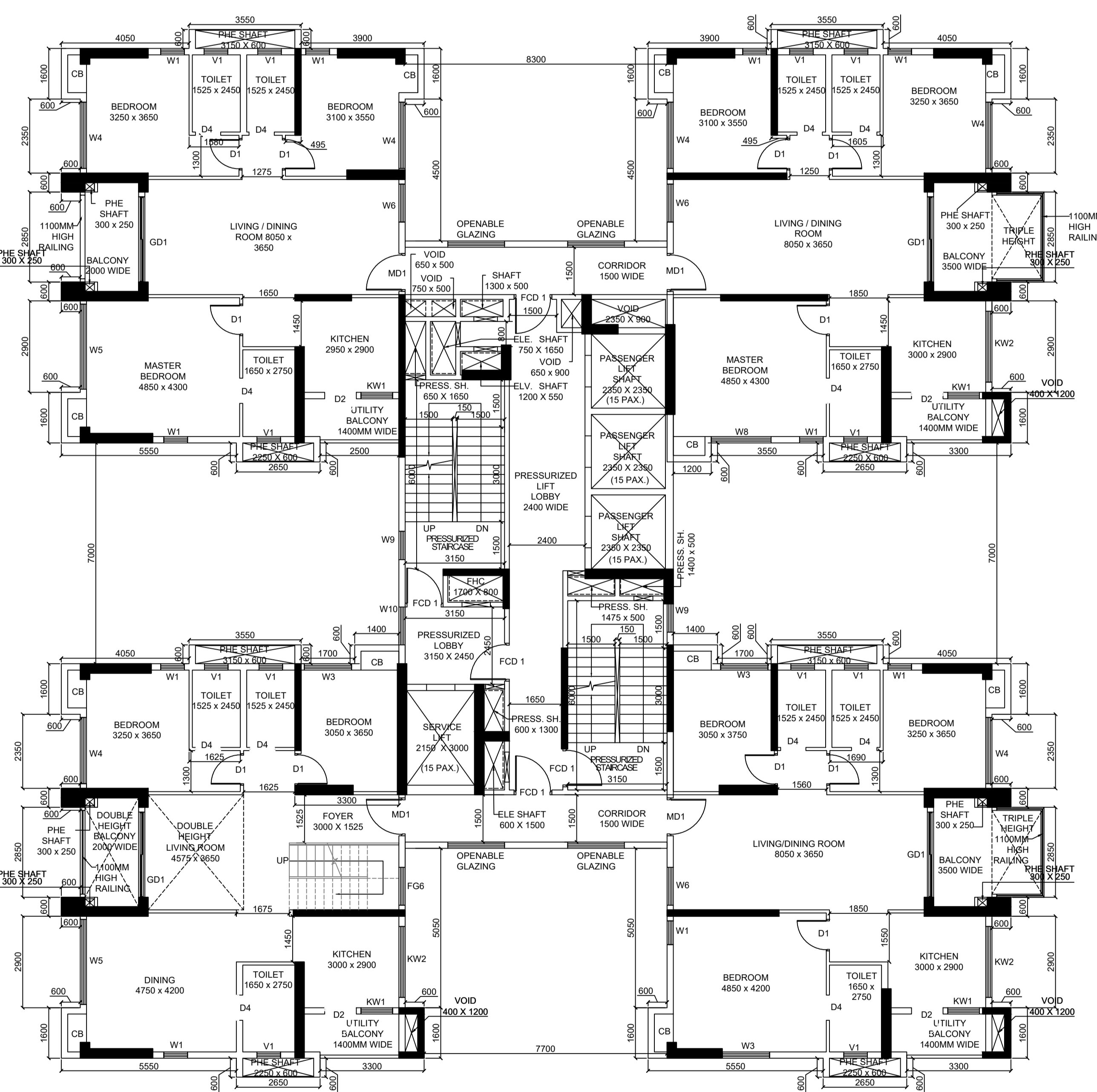
4TH,7TH,16TH,19TH FLOOR PLAN
(TYPICAL)



3RD,12TH,15TH FLOOR PLAN
(TRIPLE HEIGHT BALCONIES
- TOWARDS PODIUM)



2ND,8TH,11TH,20TH,23RD FLOOR PLAN
(TRIPLE HEIGHT BALCONY - TOWARDS
FIRE DRIVEWAY)



9TH,21ST FLOOR PLAN
(LOWER DUPLEX -
TRIPLE HEIGHT BALCONY -
TOWARDS PODIUM)

DOOR WINDOW SCHEDULE	TAG	SIZE
FCD1	1200 X 2250	
FCD2	2000 X 2250	
FCD3	2400 X 2250	
FCD4	1500 X 2400	
MD1	1200 X 2400	
D1	1000 X 2250	
D2	1200 X 2400	
D3	900 X 2250	
D4	800 X 2250	
D5	2000 X 2350	
D6	1200 X 2250	
DD1	1800 X 2400	
DD2	1500 X 2400	
DD3	2000 X 2400	
GD1	2700 X 2400	
GD2	3000 X 2400	
GD3	2550 X 2400	
GD4	2850 X 2400	
GD5	2000 X 2400	
GD6	1200 X 1950	
GD7	1200 X 1950	
GD8	1200 X 1950	
GD9	1200 X 1950	
GD10	1200 X 1950	
GD11	1200 X 1950	
GD12	1200 X 1950	
GD13	1200 X 1950	
GD14	1200 X 1950	
GD15	1200 X 1950	
GD16	1200 X 1950	
GD17	1200 X 1950	
GD18	1200 X 1950	
GD19	1200 X 1950	
GD20	1200 X 1950	
GD21	1200 X 1950	
GD22	1200 X 1950	
GD23	1200 X 1950	
GD24	1200 X 1950	
GD25	1200 X 1950	
GD26	1200 X 1950	
GD27	1200 X 1950	
GD28	1200 X 1950	
GD29	1200 X 1950	
GD30	1200 X 1950	
GD31	1200 X 1950	
GD32	1200 X 1950	
GD33	1200 X 1950	
GD34	1200 X 1950	
GD35	1200 X 1950	
GD36	1200 X 1950	
GD37	1200 X 1950	
GD38	1200 X 1950	
GD39	1200 X 1950	
GD40	1200 X 1950	
GD41	1200 X 1950	
GD42	1200 X 1950	
GD43	1200 X 1950	
GD44	1200 X 1950	
GD45	1200 X 1950	
GD46	1200 X 1950	
GD47	1200 X 1950	
GD48	1200 X 1950	
GD49	1200 X 1950	
GD50	1200 X 1950	
GD51	1200 X 1950	
GD52	1200 X 1950	
GD53	1200 X 1950	
GD54	1200 X 1950	
GD55	1200 X 1950	
GD56	1200 X 1950	
GD57	1200 X 1950	
GD58	1200 X 1950	
GD59	1200 X 1950	
GD60	1200 X 1950	
GD61	1200 X 1950	
GD62	1200 X 1950	
GD63	1200 X 1950	
GD64	1200 X 1950	
GD65	1200 X 1950	
GD66	1200 X 1950	
GD67	1200 X 1950	
GD68	1200 X 1950	
GD69	1200 X 1950	
GD70	1200 X 1950	
GD71	1200 X 1950	
GD72	1200 X 1950	
GD73	1200 X 1950	
GD74	1200 X 1950	
GD75	1200 X 1950	
GD76	1200 X 1950	
GD77	1200 X 1950	
GD78	1200 X 1950	
GD79	1200 X 1950	
GD80	1200 X 1950	
GD81	1200 X 1950	
GD82	1200 X 1950	
GD83	1200 X 1950	
GD84	1200 X 1950	
GD85	1200 X 1950	
GD86	1200 X 1950	
GD87	1200 X 1950	
GD88	1200 X 1950	
GD89	1200 X 1950	
GD90	1200 X 1950	
GD91	1200 X 1950	
GD92	1200 X 1950	
GD93	1200 X 1950	
GD94	1200 X 1950	
GD95	1200 X 1950	
GD96	1200 X 1950	
GD97	1200 X 1950	
GD98	1200 X 1950	
GD99	1200 X 1950	
GD100	1200 X 1950	

DECLARATION OF GEO TECHNICAL ENGINEER :
UNDERSIGNED HAS INSPECTED THE SITE AND CARRIED OUT SOIL INVESTIGATION THEREON. IT IS CERTIFIED THAT THE EXISTING SOIL OF THE SITE IS ABLE TO CARRY THE LOAD COMING FROM THE PROPOSED CONSTRUCTION AND THE FOUNDATION SYSTEM PROPOSED HEREIN IS SAFE AND STABLE IN ALL RESPECT FROM GEO TECHNICAL POINT OF VIEW.

DECLARATION OF STRUCTURAL ENGINEER :
THE STRUCTURAL DESIGN AND DRAWING OF BOTH FOUNDATION & SUPERSTRUCTURE OF THE BUILDING HAS BEEN MADE BY ME CONSIDERING ALL POSSIBLE LOADS INCLUDING SEISMIC LOAD AS PER THE NATIONAL BUILDING CODE OF INDIA & CERTIFIED THAT IT IS SAFE & STABLE IN ALL RESPECT. THE RECOMMENDATIONS OF SOIL TEST REPORT HAS BEEN CONSIDERED DURING STRUCTURAL CALCULATION.

DECLARATION OF STRUCTURAL REVIEWER OF CERTIFICATE OF OWNER :
I HAVE REVIEWED/CHECKED THE STRUCTURAL DRAWING AND DESIGN DETAILS OF THIS PROJECT WHICH HAS BEEN PREPARED BY THE STRUCTURAL ENGINEER ANKIT AGARWALA, HAVING E.S.E. NO. ESE/11/104 WHICH HAS BEEN DONE COMPLYING RELEVANT I.S. CODE INCLUDING SEISMIC AND NATIONAL BUILDING CODE. I CERTIFY THAT THE STRUCTURE WILL BE SAFE AND STABLE AGAINST ALL VERTICAL AND LATERAL LOADS AND WILL BE FIT FOR HABITABLE USE.

CERTIFICATE OF THE ARCHITECT :
THIS IS TO CERTIFY THAT THE BUILDING PLAN HAS BEEN DRAWN AS PER THE PROVISIONS OF K.M.C BUILDING RULE 2009 AS AMENDED FROM TIME TO TIME. ABUTTING K.M.C ROAD CONFORMS WITH THE PLAN & THAT IT IS A BUILDABLE SITE.

CERTIFICATE OF THE ARCHITECT :
I HEREBY DECLARE WITH FULL RESPONSIBILITY THAT I SHALL ENGAGE WITH THE ARCHITECT & ESE DURING CONSTRUCTION. I SHALL FOLLOW THE INSTRUCTIONS OF THE ARCHITECT & ESE DURING CONSTRUCTION. K.M.C AUTHORITY IS NOT LIABLE FOR STRUCTURAL STABILITY OF THE BUILDING AND ADJOINING STRUC. K.M.C AUTHORITY MAY REVOKE SANCTION PLAN IF ANY DOCUMENT IS FOUND FAKE.

PROJECT DETAILS
PROPOSED PLAN FOR B+G+XVII STORED RESIDENTIAL BUILDING COMPRISING OF SIX TOWERS ALONG WITH ONE No. OF CLUB BUILDING (B+G+2) CONNECTED AT BASEMENT,GROUND & PODIUM LEVEL AND A SINGLE STOREY TEMPLE BLOCK AT - PREMISES NO. 828 CHOWBHANGA, RS. PLOT NO. / DAG NO. 651 (PART) KHATTIAN NO. 615 IN MOUZA NONVANDANGA, J.L NO 10, BOROUGH NO. XII, WARD NO 19B, P.S. ANANDAPUR P.O. ANANDAPUR, KOLKATA 700107, COMPLYING KMC BUILDING RULE 2009 (READ WITH RULE 69A(1)(a), 70(5) & 69(2)(g)) U/S 393A OF KMC ACT, 1980. ASSESSEE No - 311080310436

PROPOSED 4TH, 7TH, 16TH, 19TH FLOOR PLAN
PROPOSED 3RD, 12TH, 15TH FLOOR PLAN
PROPOSED 2ND, 8TH, 11TH, 20TH, 23RD FLOOR PLAN
PROPOSED 9TH, 21ST FLOOR PLAN
DRAWING NUMBER: UTPALAA/SANC/ F-30

SIGNATURE OF GEO TECHNICAL ENGINEER
JISHNU PAL
ENROLLMENT NO. : G.T/11/32

SIGNATURE OF STRUCTURAL ENGINEER
ANKIT AGARWALA
ENROLLMENT NO. : ESE/11/172

SIGNATURE OF STRUCTURAL REVIEWER
UTPAL SANTRA
E.S.R.NO.(STRUCTURAL REVIEWER)- ESR(I)/58/10

Mr. Indranil Sen
(AUTHORIZED SIGNATORY)
(AMBUJA REALTY DEVELOPMENT LTD.)

SIGNATURE OF THE ARCHITECT
NANDA KUMAR V.
CA/2004/34973

SCALE: 1:100
DATE: 22.10.2024
ISSUE STATUS: SANCTION

SIG. OF A.E.(C)/BLDG./BOR.-XII/K.M.C.
SIG. OF E.E.(C)/BLDG./BOR.-XII/K.M.C.
SPACE FOR K.M.C.
BUILDING PERMIT (B.P.) NO - 2024120400
DATE OF SANCTION - 15.01.2025
THE SANCTION IS VALID UP TO - 14.01.2030

